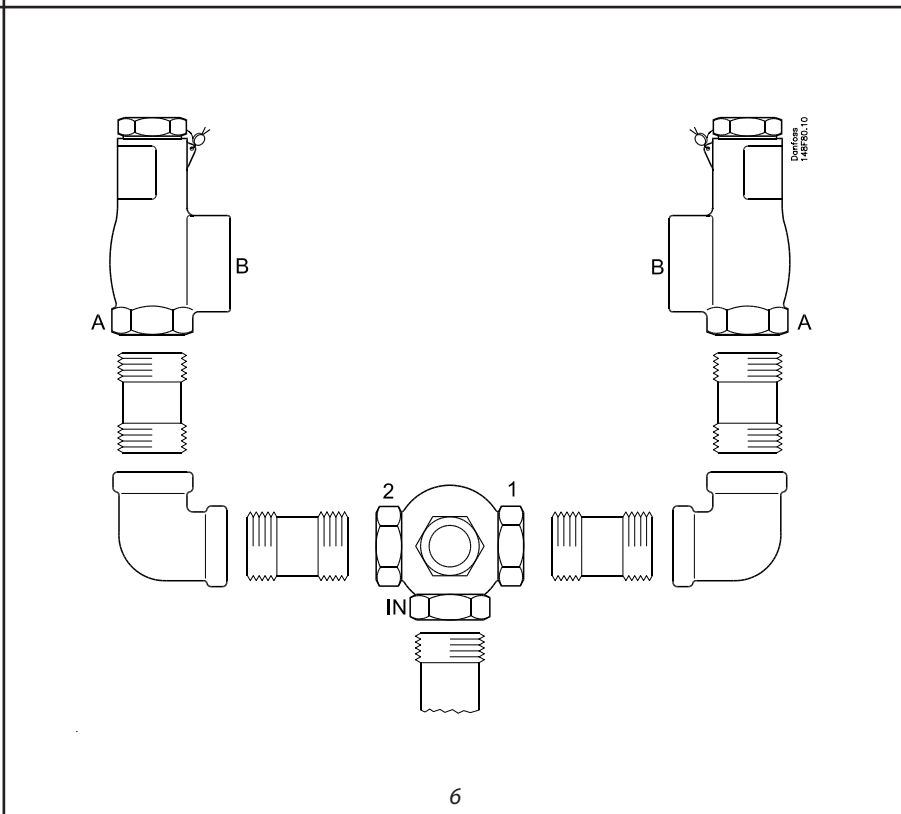
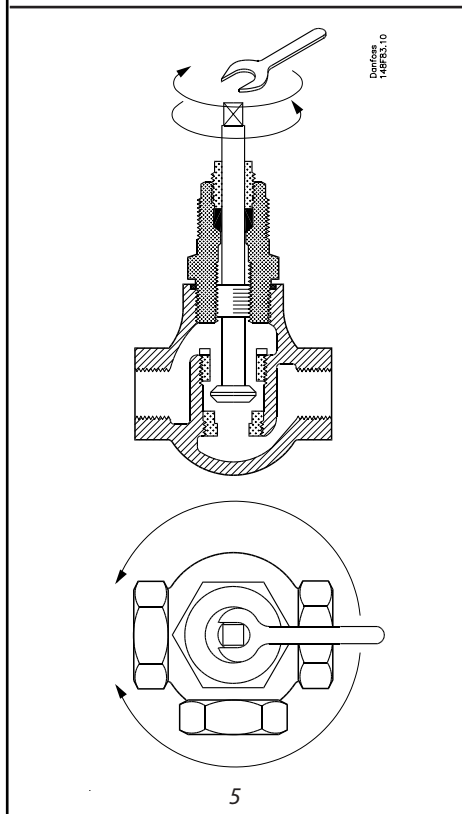
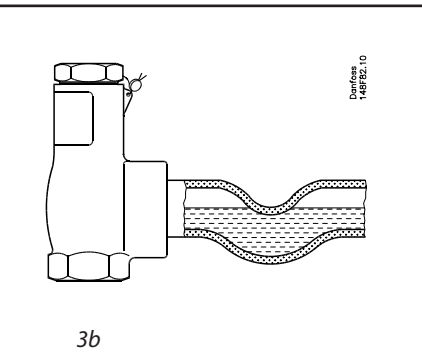
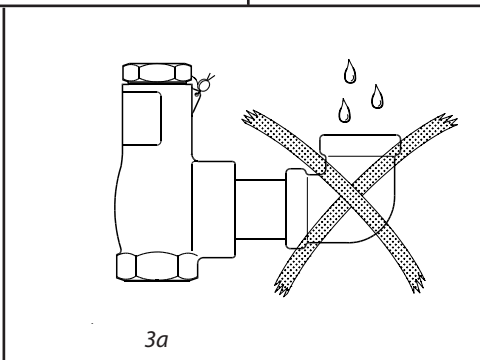
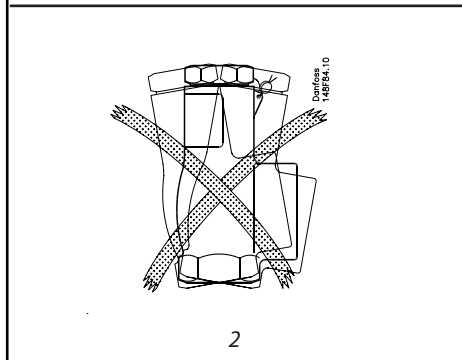
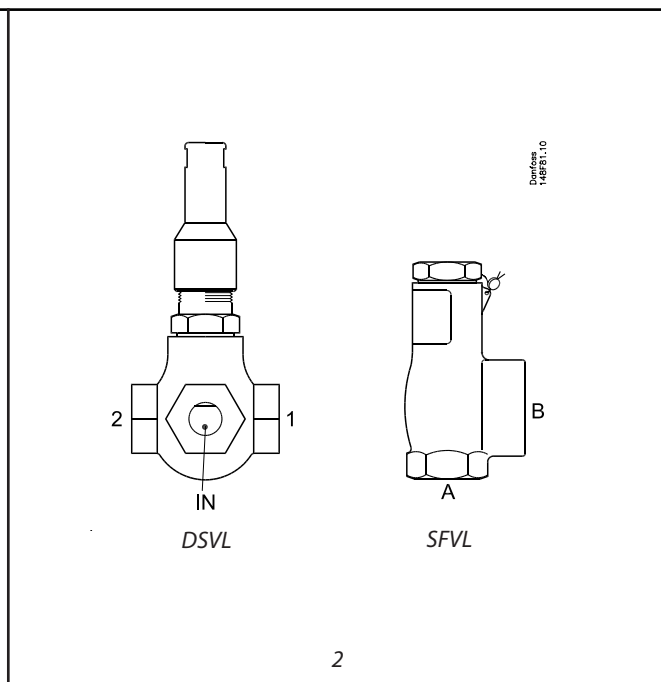
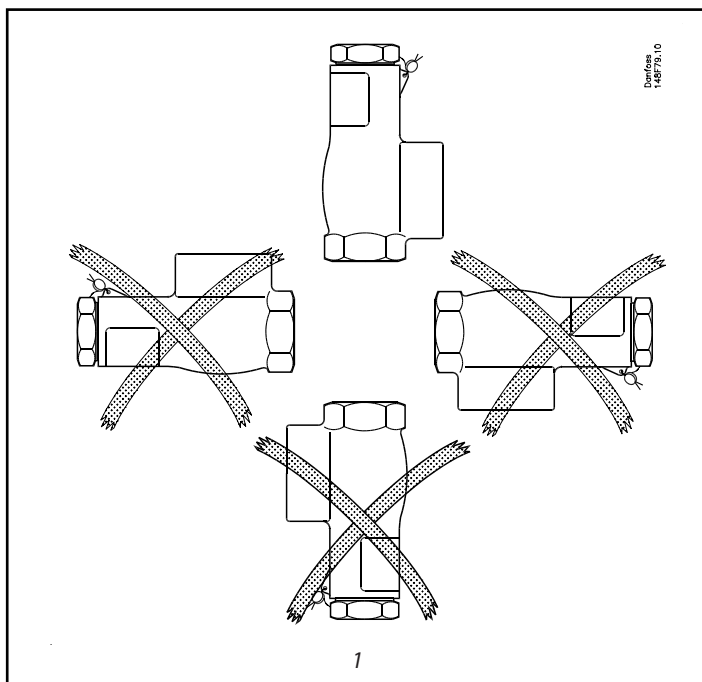


148R9529

148R9529



---

**Installation**

---

The sealing plastic caps should remain in place as supplied by the factory until immediately before installation. This is a precaution to prevent dirt or foreign debris from entering the valve.

The relief valve should be connected as close as possible to the pressure vessel while remaining above the refrigerant liquid level.

To ensure exact operation of the safety relief valve, it should be installed with the spring housing upwards. (Fig. 1)

When the valve is mounted, it is important to avoid the influence of static, dynamic and thermal stress. (Fig. 2)

It is recommended that safety relief valves exhaust into the open air with a U-pipe filled with oil on the discharge branch, to prevent dirt from penetrating into the valve. (Fig. 3b)

The relief valve should not be discharged prior to installation. A very precise technique has been applied for the production of the seat. However, this seat can still be damaged, if dirt is blown from the pipe system into the valve.

It is recommended that the valves be installed in pairs in conjunction with the double stop valve type DSVL. (Fig. 6) DSVL valves are used as changeover valves between two SFVL safety valves. Use of the DSVL assures that both safety valves may not be isolated from the vessel at the same time. A conventional stop valve should not be used to isolate the relief valve from the vessel.

When the spindle is turned counter clockwise (as viewed from the spindle end) to the front seated position, port number one (1) is fully open and port number two (2) is closed. (Fig. 5)

When the spindle is turned clockwise (as viewed from the spindle end) to the back seated position, port number one (1) is fully closed and port number two (2) is open.

---

**Maintenance and re-calibration**

---

In certain countries the authorities demand that the valves are calibrated at least once a year (please refer to local rules and regulations). After adjustment of the set pressure in the factory, the valves are sealed. Danfoss can only guarantee correct operation, as long as the seal remains unbroken. Danfoss does not recommend that the relief valves settings be adjusted or changed in the field.